

Fewer than 200 serious injuries and deaths
on our roads by 2026

Towards Zero Tasmanian Road Safety Strategy 2017–2026



Progress on meeting Towards Zero Strategy targets

The key interim target for the Towards Zero – Tasmanian Road Safety Strategy 2017-2026 (Towards Zero Strategy) is to reduce the number of annual serious injuries and deaths on Tasmanian roads to fewer than 200 by 2026. This is an ambitious target of 100 fewer serious casualties per year than for the period 2012-2016 (annual average) and will move us towards the long-term goal of zero serious casualties on Tasmanian roads.

Serious Casualties

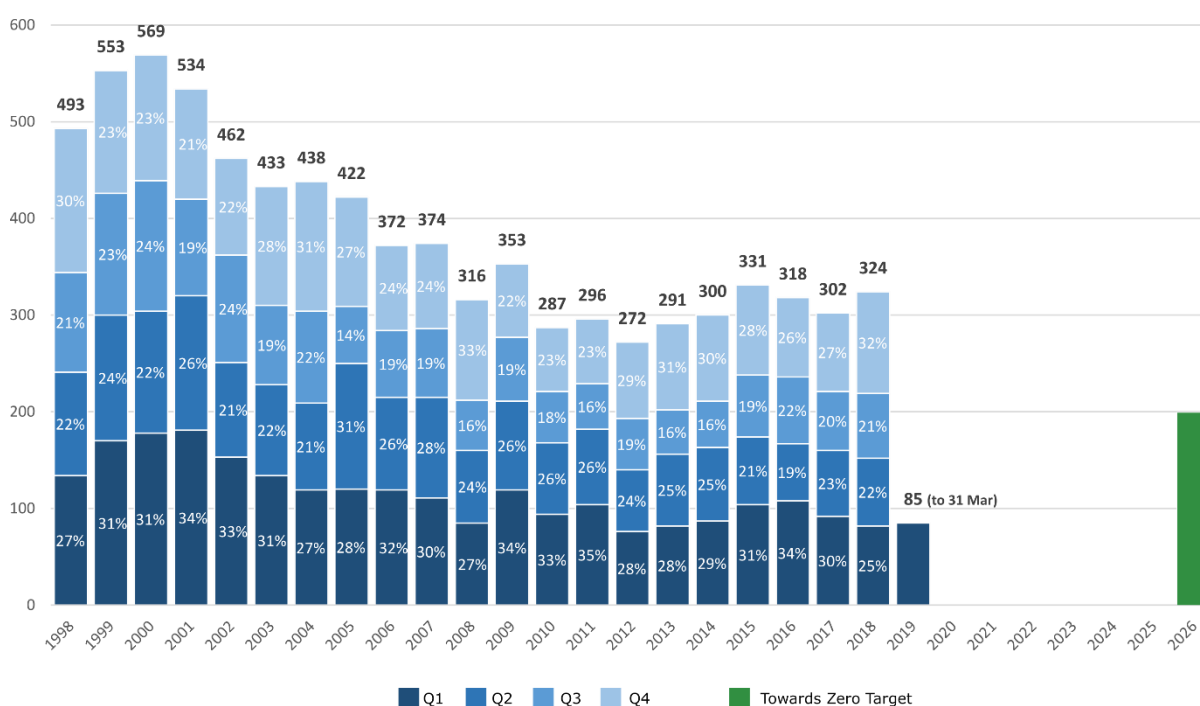
The number of serious casualties in 2018 was 324, compared to 302 in 2017, a 7.3 per cent increase. The 2018 figure of 324 is a 5.1 per cent increase on the five year serious casualty average of 308.4 (2013-2017).

Fatalities

In 2018, there were 33 fatalities on Tasmanian roads which is one fewer than the number recorded in 2017. The figure of 33 fatalities in 2018 is a 3.5 per cent decrease on the five year fatalities average of 34.2 (2013-2017).

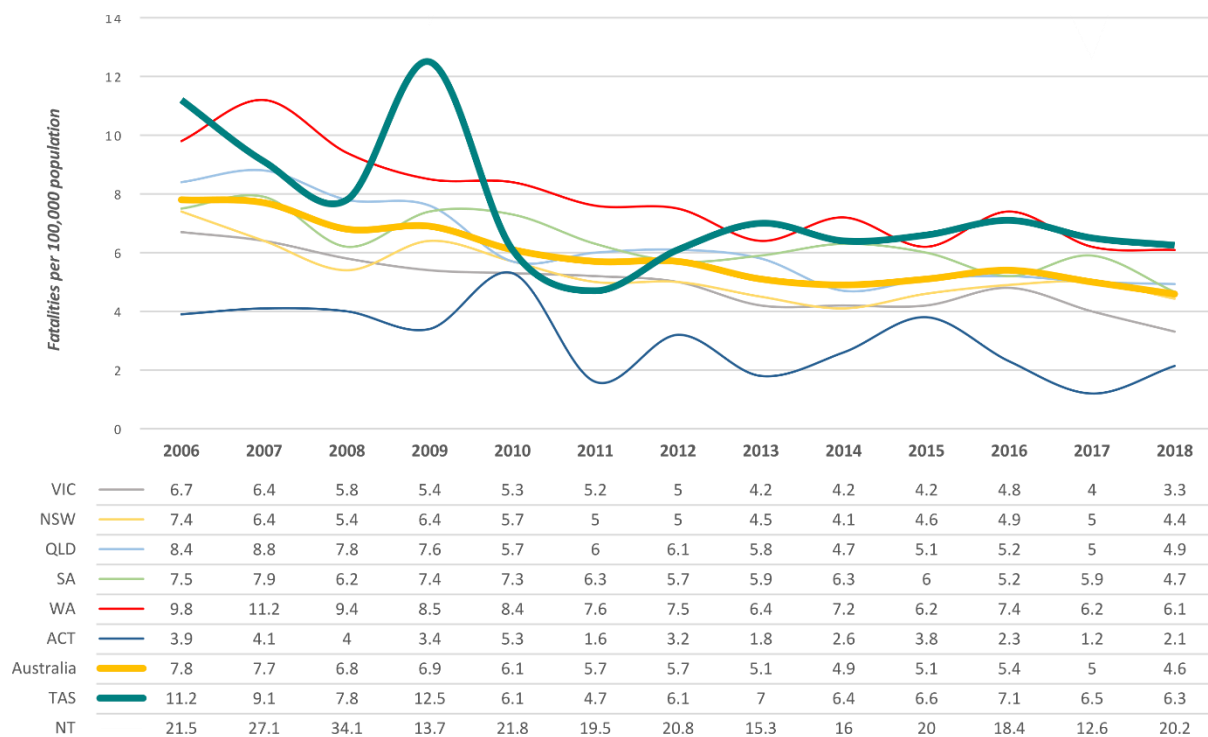
In 2018, there were 33 fatalities on Tasmanian roads which is one fewer than the number recorded in 2017. The figure of 33 fatalities in 2018 is a 3.5 per cent decrease on the five year fatalities average of 34.2 (2013-2017).

Serious Casualties Tasmania – Annual Count, Percentage Split by Quarter and Towards Zero Target



Note: The serious casualty figure for 2018 of 311 reported in the Quarterly Progress Report for December 2018 has been amended to 324 to include crash reports received subsequent to the preparation of that report.

Annual fatalities – Rate per 100,000 population



Note: NT omitted from chart for clarity purposes.

Progress on meeting MAIB targets

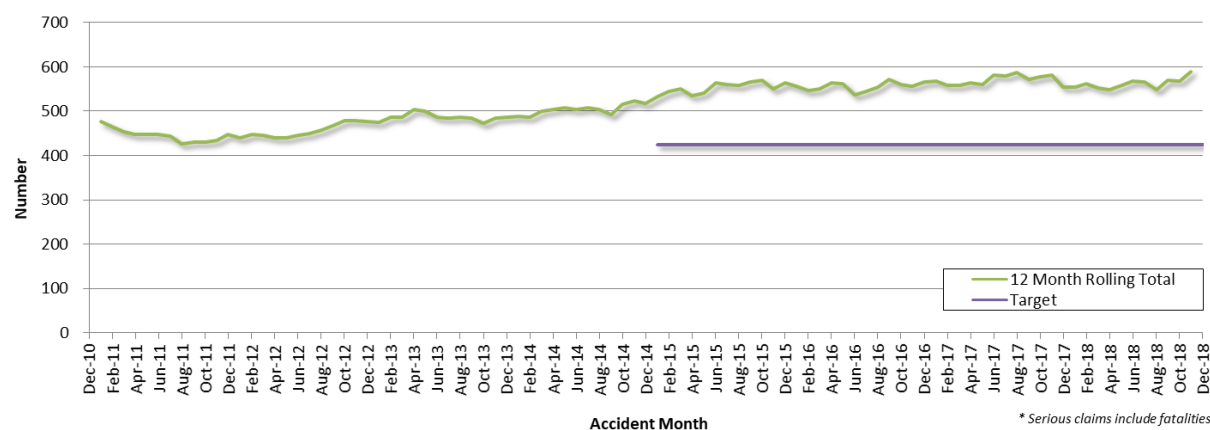
Motor Accidents Insurance Board (MAIB) injury statistics show the number of fatalities and the level of claims for serious injuries on our roads.

Various claim reduction targets are specified in the Memorandum of Understanding between the Department of State Growth (State Growth) and the MAIB. Progress against high level targets is shown below, expressed as 12 month moving totals.

Fatalities – 12 Month Rolling Total



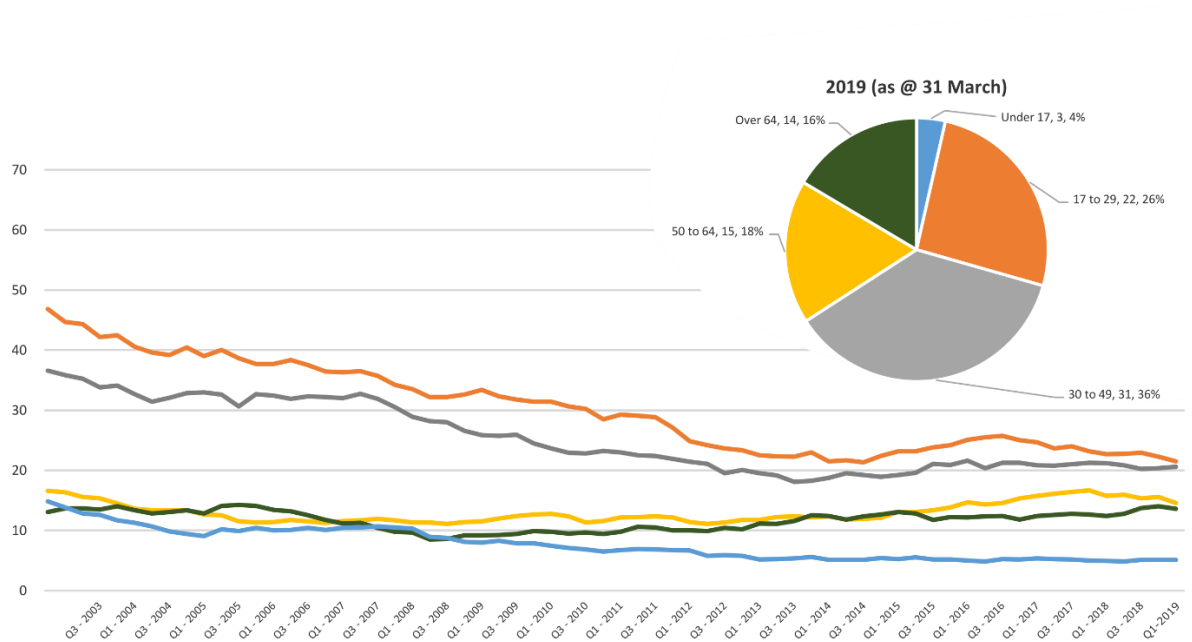
Total Serious Claims – 12 Month Rolling Total



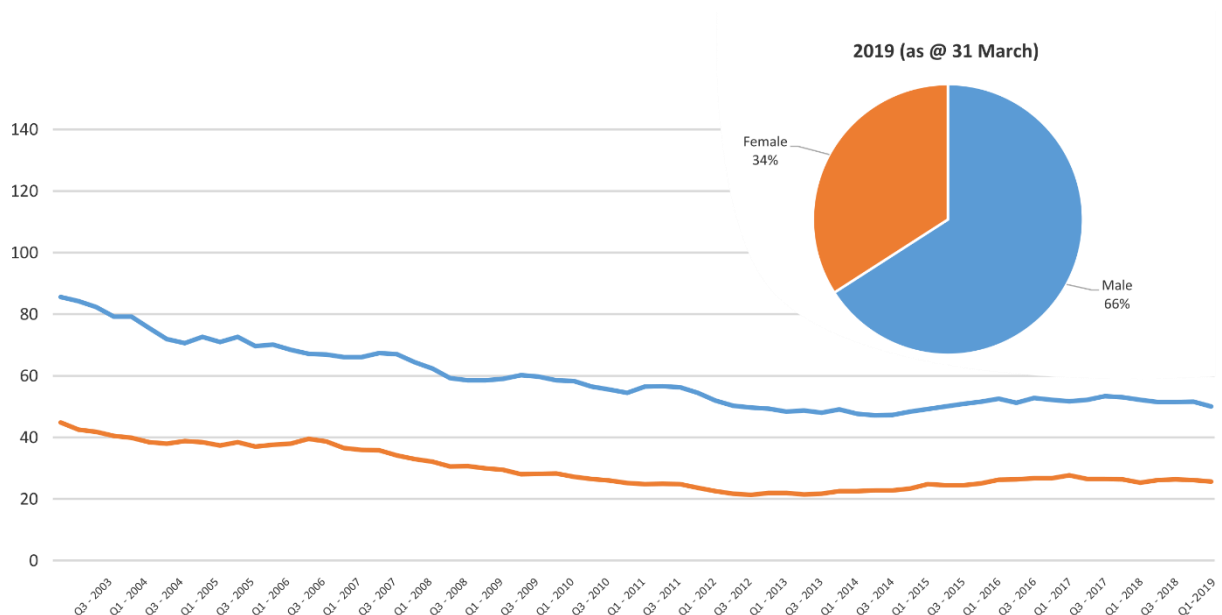
* Serious claims include fatalities

Statistics

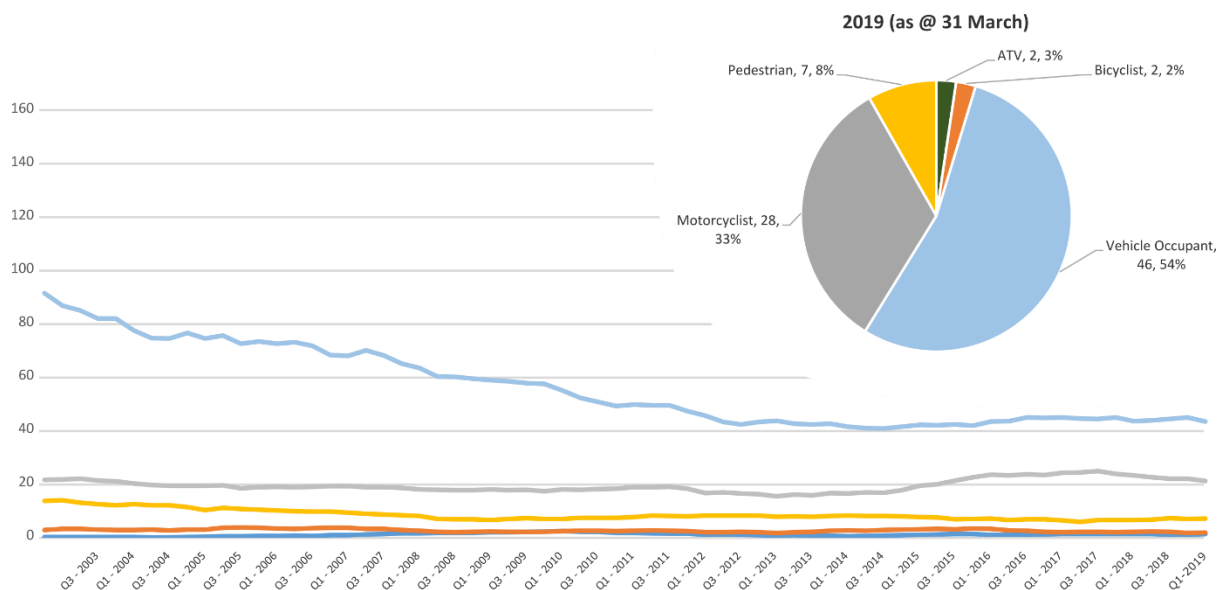
Serious Casualties by Quarter by Age Group – 12 period moving average



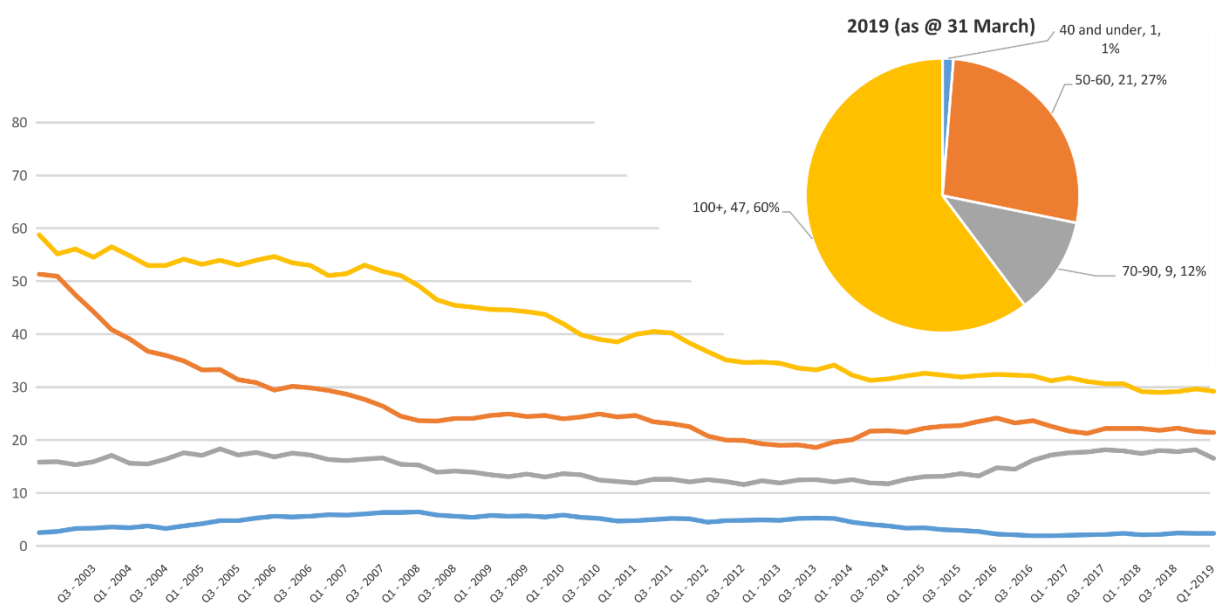
Serious Casualties by Quarter by Gender – 12 period moving average



Serious Casualties by Quarter by Road User Type – 12 period moving average

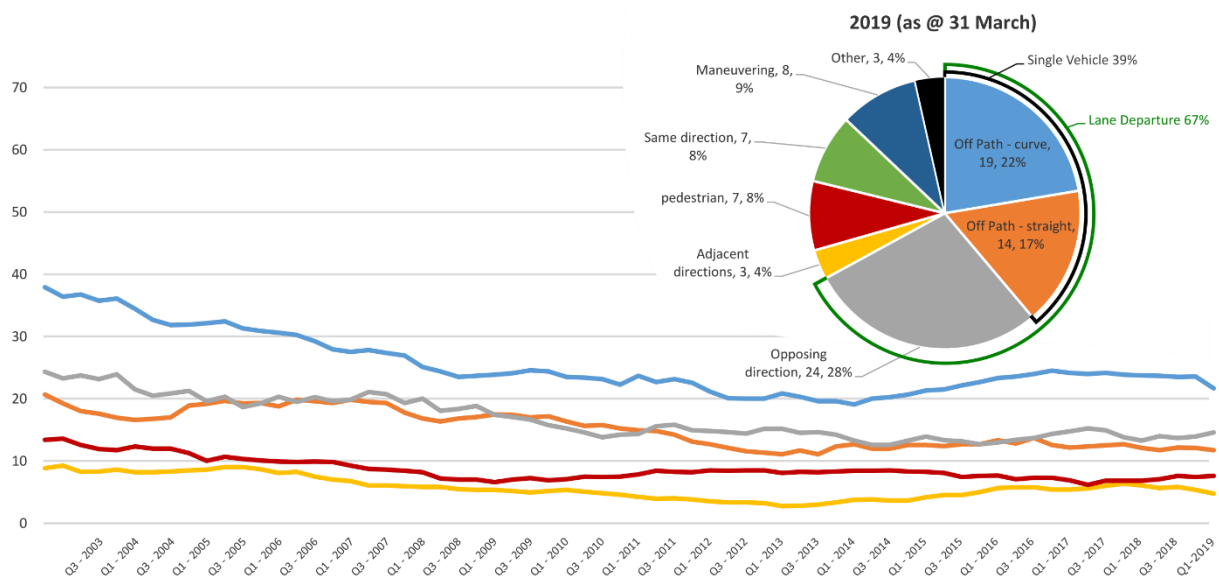


Serious Casualties by Quarter by Speed Zone – 12 period moving average



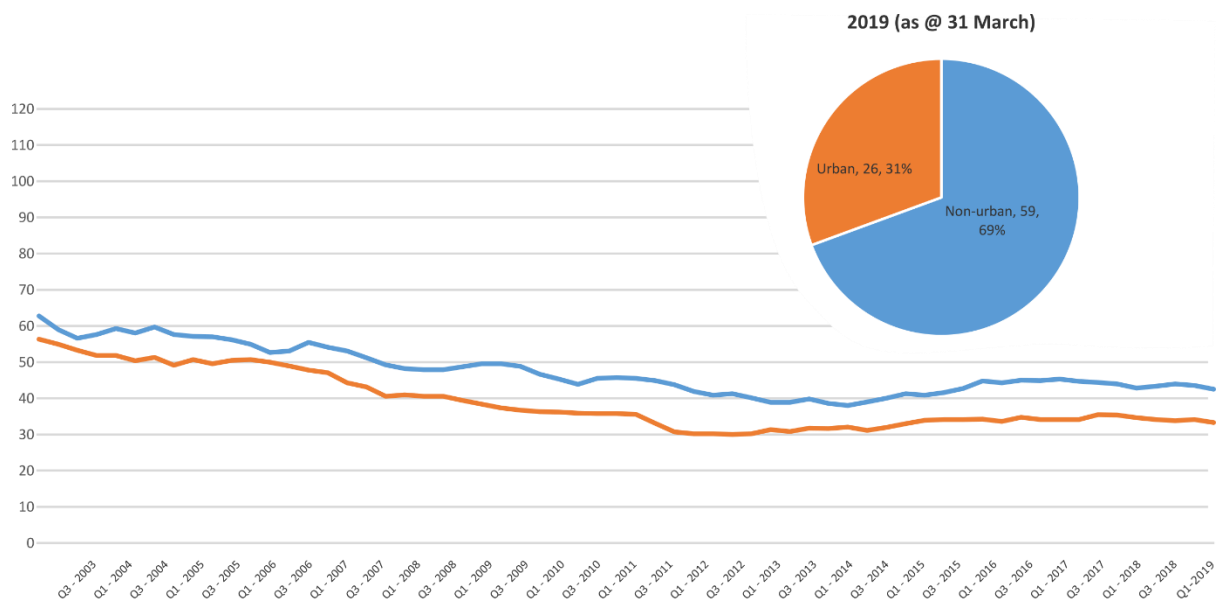
Pie chart excludes serious casualties where speed zone is recorded as 'not known'

Serious Casualties by Quarter by Crash Type (DCA) – 12 period moving average



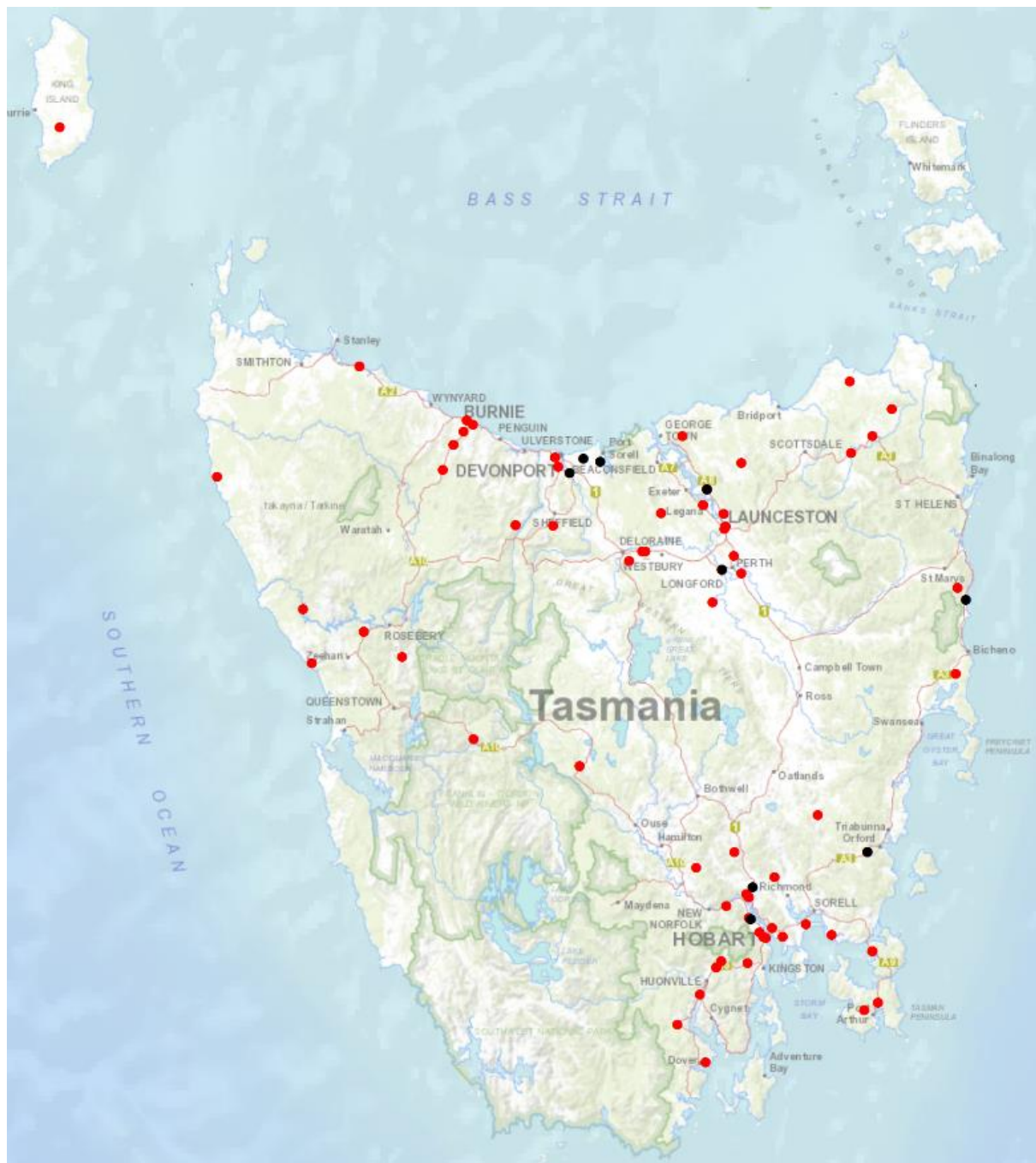
Other includes crash types: on-path (2%) & overtaking (2%).

Serious Casualties by Quarter by Urban/Non-Urban – 12 period moving average



Based on the Australian Bureau of Statistics' 'significant urban area' geographic definition.

Serious Casualty locations to March 2019 (Black = Fatality, Red = Serious Injury)



Priority Actions 2017-2019



Safe Road Users

- Improve the Graduated Licensing System to reduce serious casualties for young road users (17-25 year olds).
- Introduce safety initiatives to reduce motorcyclist serious casualties.
- Promote safer road user behaviour through education and enforcement.



Safe Roads and Roadsides

- Reduce run-off-road and head-on crashes through improved infrastructure.
- Reduce the severity of intersection crashes through improved infrastructure treatments.
- Embrace safe system thinking in road design.
- Reduce serious casualties through improved delineation such as line marking.



Safe Vehicles

- Improve the star rating of Tasmania's vehicle fleet to include vehicles with better safety features.
- Increase the number of motorcycles with ABS.



Safe Speeds

- Introduce more appropriate speed limits to reduce serious casualties.
- Increase enforcement through technology to reduce speed related serious casualty crashes.

Progress on projects

Action Plan 2017-2019







Safe Road Users

Key




- on schedule, progressing well, low risk
- delayed, some issues identified, medium risk
- major delays/on hold, major issues, high risk
- not yet commenced




Project	Responsibility	Status	Milestones achieved	Milestones planned	Comments	Budget Life of project \$	YTD 2018/19 \$
GLS Implementation <i>Following on from GLS Review</i>	Road Safety, State Growth	●	<p>The Process Review recommendations were endorsed by the Steering Committee.</p> <p>The Request for Proposal (RFP) has been finalised and is ready to be released along with the public announcement.</p> <p>On 26 March 2019 Cabinet approved the changes to the GLS as recommended by RSAC. This included introduction of a Hazard Perception Test, increase to learner logbook hours, peer passenger restrictions and a ban on any mobile phone use.</p>	<p>A public announcement will be made by the Government in late April. The RFP will also be released at the same time on the Tasmanian Government Tenders website. This will be open for eight weeks, with a contract expected to be awarded in September 2019.</p> <p>The Project Team will engage with key stakeholders advising them of the changes to the GLS at officer level and when their input will be sought in the redevelopment of GLS resources.</p> <p>Project planning on implementation and change management will be the focus following the announcement.</p>	<p>The Project Team is planning implementation and change management tasks.</p> <p>Consideration is also being given to implementing the recommendations of the Process Review.</p>	3,000,000	64, 470



New motorcycle training and assessment program	Registration & Licensing, State Growth		<p>The progressive roll out of the new Motorcycle and Assessment Program has concluded with the commencement of the Program in the North on 8 January 2018.</p> <p>A transitional training program has been implemented in all regions.</p> <p>The new training film demonstrating the safety benefits of the new Program and the top 5 motorcycle crashes has been developed and released.</p> <p>A communication strategy has been implemented to ensure all existing motorcycle learner licence holders affected by the transitional arrangements are notified.</p>	<p>Finalise the development of the auditing and compliance monitoring framework including the resourcing requirements, structure and governance.</p> <p>Commence scoping the Longitudinal Study that will look to evaluate the new Program and any potential linkages to crash statistics in the future.</p> <p>Implementation of the electronic results portal has been trialled and was released to the external provider for a progressive implementation from March 2019. The results portal interacts directly with the Motor Registry System to enable instant result reporting for licencing upgrades and provides real time confirmation of licensing eligibility.</p>	<p>Implementation Project complete.</p> <p>The Grant Deed established to fund the transitional arrangements is ongoing until end 2019.</p> <p>Demand for the new motorcycle training and assessment program is significantly lower than the previous training regime. As at the end of March 2019, the average figures for the 2018/2019 FY in the North and South are improving at around 85%, however are significantly less in the North West at 41%, compared to previous years.</p> <p>A review of the financial sustainability of the existing business model has been finalised by an independent financial advisor. The Department is currently analysing the findings of this report and developing a detailed response which is likely to have financial implications.</p>	810,000	714,060 (Life of project)
--	--	--	--	--	--	---------	------------------------------

Towards Zero Enforcement Project - Introduce rear-facing automated speed cameras	Tasmania Police		Not progressed this quarter	Not progressed this quarter	Not progressed this quarter	132,000 To review 5 projects	3,632
Towards Zero Enforcement Project - Increased motorcycle-focused enforcement	Tasmania Police		Draft Road Safety Strategy completed Draft Road Patrol Strategy completed	Finalise and implement strategies Refine and reissue the draft Motorcycle Enforcement & Engagement Strategy	The strategies provide the framework necessary to support the expansion of programs that will increase motorcycle enforcement.		
Towards Zero Enforcement Project - Increased enforcement of high-risk behaviours	Tasmania Police		Unmarked motorcycle trial continued and expanded to three motorcycles and whole of state coverage Draft Road Safety Strategy completed Draft Road Patrol Strategy completed	Motorcycles procured and operational Finalise and implement strategies Refine and reissue the draft Motorcycle Enforcement & Engagement Strategy	Towards Zero Enforcement Project - Increased enforcement of high-risk behaviours		
Promote safe behaviours through media campaigns	EESC, Road Safety, State Growth			<i>I've Been Everywhere</i> campaign used in holiday periods updated. New content focuses on speeding motorists and motorcyclists. Billboard collateral will support the Police's new "anywhere, anytime in anything" strategy.	Funding approved by RSAC in May 2017.	Road Safety Levy funding \$100,000 (excluding media buy)	

				Campaign to discourage mobile phone use while driving. Awaiting Queensland research.	Funding approved by EESC.	MAIB funding \$100,000 (excluding media buy)	
				New anti-drink-driving Real Mates campaign targeted at men aged between 17 and 25 was launched on 21 March.	Funding approved by EESC.	MAIB funding \$80,000 (excluding media buy)	
				TAC-produced campaign about modelling driver behaviour started on 20 April to support changes to the Graduated Licensing System	Funding approved by EESC.	MAIB funding \$40,000	
				TAC-produced anti-drink-driving campaign to start in June.	Funding approved by EESC.	MAIB funding \$40,000	
MAIP Implementation	Road Safety, State Growth			Drafting instructions to OPC.	Drafting of interim contracts complete, with GM, RUS for review before submission to procurement. Rewrite legislative framework within the DLVR remake approved by GM RUS. Obtaining endorsement of policy decisions prior to creating drafting instructions.	State Growth funded	57,621
Distance makes the Difference campaign Stage 2	Road Safety, State Growth				Campaign activity complete.	400,000	385,618 (Life of project)

Tourist road safety campaign – Phase 2 (2017-2019)	Road Safety, State Growth		New look and feel developed and updated material in market from November 2018. New Z-card map produced as the result of feedback from stakeholders and tourists. Animated outdoor electronic signs operational at Hobart and Launceston Airports.		Two new animated films in production to be run in Hobart Airport and through stakeholder networks. New materials produced for 'new to Tasmania' audiences, launch date TBC. Ongoing engagement with stakeholders including Local Government, industry associations and community groups. Strategic workshop on visiting motorcyclists being planned.	650,000	351,085
Community Road Safety Grants Program	Road Safety, State Growth		A further \$200 000 per annum over three years has been approved to continue the Community Road Safety Grants program (2019-2021). Funding applications for 2019-2020 closed on 22 March.	The CRSG assessment panel will meet in April with the decision communicated to applicants by the end of May.	Program improvements have been made for the application process, including updating Program Guidelines and moving to SmartyGrants, and will continue to be made through the assessment process.	200,000 p/a	135,211
Learner Driver Mentor Program and Driver Mentoring Tasmania	Road Safety, State Growth		Funding of \$1 million per annum for the next four years has been approved. This sum includes annual program costs and the implementation of	The LDMP assessment panel will meet in April with the decision communicated to applicants by the end of May.	The Department continues to work with programs and the DMT coordinator to implement business	500,000 p/a 702,000 approved for 2017/18.	988,492





			business improvements recommended in the 2017 evaluation report. Funding applications for 2019-2020 closed on 29 March.		improvements recommended in the 2017 evaluation report.		
RYDA program	Road Safety, State Growth		Funding of \$75 000 has been provided to Rotary to deliver the RYDA program in 2018-19. A request for a further \$25,000 per annum has been approved by the Minister to implement program improvements and support a raise in operational costs.	An evaluation of program performance is due in June 2019. Funding will again be provided for the 2019-20 financial year.	The February 2019 meeting to discuss strategic program improvements and develop of an implementation strategy for the addition resources was postponed. An alternative meeting date is being arranged.	100,000	75,000
RACT and Bicycle Network	Road Safety, State Growth		The RACT and Bicycle Network have been provided with \$100 000 and \$90 000 per annum respectively to deliver a suite of road safety programs and for cycling safety in schools.	An evaluation of program performance is due in June 2019. Funding will again be provided for the 2019-20 financial year.	The February 2019 meeting to discuss the development of an evaluation strategy was postponed. An alternative meeting date is being arranged. Department representatives visited the program on Ride to School day.	190,000	190,000
Safety around Schools	Road Safety, State Growth		The Love40 campaign was launched on Friday 1 February 2019. The campaign started the week before school returned and included TV and radio advertisement,	The campaign will be repeated at the start of each term throughout 2019. A survey seeking feedback on the sticker trial has been circulated to relevant	The campaign encourages drivers to slow down in school zones and around school buses. Iterations of the campaign will	\$300 000 p.a. 2019 - 2021	153,334

			<p>digital video, print media, bus backs, a mobile billboard and a trial of Love40 bumper stickers provided to select schools.</p> <p>The campaign was developed in consultation with the Department of Education.</p>	<p>schools. Results are expected in early May.</p>	<p>continue for three calendar years.</p>		
Reduced speeds around emergency vehicles	Road Safety, State Growth		<p>Minister has approved \$150,000 for the community education campaign for the new rule.</p> <p>Drafting instructions have been prepared and sent to OPC (included in the remake of the <i>Road Rules 2009</i>).</p> <p>Consultation with key stakeholders has commenced.</p> <p>Communication plan and creative brief have been prepared - creative agency has been engaged.</p> <p>Evaluation framework has been prepared.</p>	<p>Expertise to support evaluation engaged.</p> <p>Ongoing engagement with key stakeholders to participate in and contribute to evaluation and education campaign.</p> <p>Key remaining milestones:</p> <ul style="list-style-type: none"> • preparation of Cabinet and ExCo material for approval of new road rule • development and implementation of education campaign • commence evaluation - collection of data pre-implementation of new rule. 		\$150,000	-
Pedestrian safety package – Stage 2	EESC State Growth				RSAC has referred consideration of education about pedestrian distraction from mobile phones to the EESC.	430,000 (additional 35,000 is available from stage 1 residual)	0




Safe Roads and Roadsides




Project	Responsibility	Status	Milestones achieved	Milestones planned	Comments	Budget Life of project \$	YTD 2018/19 \$
Capacity Building Strategy and Action plan	Road Safety, State Growth		In March 2019, RSAC endorsed the funding request of \$50 000 to engage a consultant to develop a capacity building strategy to support the next iteration of the Action Plan for 2020-24.	The Road Safety Branch is currently negotiating the scope of work and key milestones with the consultant for the capacity building strategy. A consultant will be engaged to deliver this stream of work. The strategy is expected to be delivered by June 2019.	A corresponding action plan will be developed to identify avenues to increase knowledge and technical skills in Tasmania, consider a variety of engagement methods, and explore technical application and collaborative approaches to capacity building.	50 000	0 (has been spent towards the consultant) 38 776 (has been spent on capacity building and Safe System Training)
Vulnerable Road User Program (VRUP)	Road Safety, State Growth		On 4 March 2019 applications closed for the VRUP 2019-20 funding round. 20 applications were received. The VRUP Assessment Committee recommended 14 for funding equating to \$523 360. SOC to approve successful applications in April.	Advice will be provided to the Minister on the outcome of the 2019-20 funding round with a supporting media release. Following this, local council will be advised of whether their application was successful in late-April 2019.	The future funding allocation for VRUP post 2019-20 is being considered as part of the redevelopment of the next Action Plan for 2020-24.	750 000 (allocated to the 2018-19 funding round)	N/A Projects are paid on completion. Year to date figure is not accurate reflection of project value as payment occurs irregularly.

Infrastructure Risk Rating (IRR) Analysis	Road Safety, State Growth		Development of IRR analysis tool underway.	Receipt of IRR analysis tool.	Funding endorsed by RSAC at August 2018 meeting. Funding subsequently approved by Minister.	80 000	42,670
2018-19 pavement marking maintenance program – local government	State Roads, State Growth			Support local government to optimise the safety performance of road markings (such as through the use of long life, highly visible materials).	Funding endorsed by RSAC at August 2018 meeting. Additional funding subsequently approved by Minister. Includes up to \$90 000 for school crossing pavement marking.	770 000	358,824
2018-19 Shoulder sealing program	State Roads, State Growth			Program of shoulder sealing road safety infrastructure improvements to be undertaken. Priority sections of key routes to be targeted. Works expected to continue into 2019-20.	Funding endorsed by RSAC at August 2018 meeting. Additional funding of \$2 million endorsed by RSAC at its March 2019 meeting. Funding request to be approved by Minister.	9 million	18 224
School Electronic Speed Limit Signs –replacement	Road Safety, State Roads, State Growth			Scope and specification of replacement program to be developed.	Funding endorsed by RSAC at March 2019 meeting. Funding request to be approved by Minister.	100 000	



Safe Vehicles

Project	Responsibility	Status	Milestones achieved	Milestones planned	Comments	Budget Life of project \$	YTD
Government Business Enterprise (GBE)	Road Safety, State Growth		Project planning and scoping complete.	Analysis of findings of GBE/SOC fleet feedback.	On hold.	0	NA




and State Owned Company (SOC) Fleet Review			Initial desktop analysis of fleet structure complete. Policy options and recommendations drafted. Engaged with GBE and SOC fleet managers in partnership with Treasury.	Policy paper to be finalised.			
Promote vehicle fleet safety standards for commercial fleets	Road Safety, State Growth		Road Safety Branch attended the LGAT Conference in July 2018 and promoted Government policy and vehicle safety to attendees. Road Safety Branch supported the National Road Safety Partnership (NRSP) to present on the vehicle as a workplace at the 2018 WorkSafe Conference.	Continued collaboration with NRSP and investigation of opportunities to further promote vehicle fleet safety in the commercial sector.	The outcomes of the GBE and SOC review will inform the approach to engaging with commercial fleets.	0	NA
ANCAP support	Road Safety, State Growth			An ANCAP kiosk is to be provided to Motors Pty Ltd on a trial basis. The kiosk will house an I-pad with the ANCAP app installed and will be available for buyers to browse and inform their purchases. The kiosk will be co-branded between the RACT, Tasmanian Government and ANCAP.		12,000 p/a	12,088
MOTOCAP	Road Safety, State Growth		The MOTOCAP website launched in September	The website is updated as additional safety ratings	MOTOCAP aims to test 10 per cent of the	8 000	8 000

			<p>2018. The Chair of RSAC released a media statement supporting and promoting the website.</p> <p>A Road Safety Branch representative attended the March 2019 meeting at Deakin University crash test lab in Geelong, VIC.</p> <p>A demonstration was given of the crash test equipment. Discussion was also had on stakeholder engagement and how to promote the website further.</p>	<p>for motorcycle clothing are published.</p> <p>The current contract between State Growth and MOTOCAP expires on 1 July 2019. The next 12 month fee is \$8 200. The Road Safety Branch will continue to actively participate in the group and execute another agreement in the coming months.</p> <p>MOTOCAP will soon be looking to engage a company to develop a stakeholder and engagement plan.</p> <p>The next meeting is expected to occur in June 2019 via teleconference.</p>	<p>motorcycle protective clothing market and star rate them on protection and comfort.</p> <p>Deakin University is the current contractor testing and rating the clothing.</p>		
--	--	--	---	--	--	--	--






Safe Speeds

Project	Responsibility	Status	Milestones achieved	Milestones planned	Comments	Budget Life of project \$	YTD \$
Development of speed limit setting guidelines	Road Safety, State Growth	○					
Assessment of speed limits on 100km/h roads	Road Safety, State Roads, State Growth	○					

Towards Zero Enforcement Project - Review of point to point (P2P) speed cameras on high risk rural roads	Tasmania Police		TasPol was working with several providers towards a multi-stakeholder proof of concept trial, however only one provider remains. A demonstration of the technology will replace the trial. No funds will be requested from RSAC NOTE: \$50,000 previously approved.	The technology will be demonstrated in Hobart and followed up with a presentation to road safety stakeholders.	The objective of the demonstration project is to educate and create awareness of the technology. Several other jurisdictions are expected to trial Mobile P2P over next 12 months – this is positive as multiple providers/solutions will be trialled over a short period. Jurisdictions will share information.	132,000 To review 5 projects	
Reducing Urban Arterial Speed Limits in Tasmania from 60km/h to 50km/h.	Road Safety State Growth		Project planning and scoping completed.		Remaining roads are low volume (aside from urban arterials) and may have less community support. Road safety benefit not immediate, but would be long term. On hold as not a priority project, but will be progressed as a demonstration of appropriate speeds.	TBC	
Speed Moderation Strategy	Road Safety, State Growth						

Other

Project	Responsibility	Status	Milestones achieved	Milestones planned	Comments	Budget Life of project \$	YTD \$
RSAC and Towards Zero Strategy support	Road Safety, State Growth		Funding for Manager RSAC Secretariat, Chair and Expert sitting fees and operation of RSAC. Funding to support development and implementation of Strategy and supporting Action Plans.			Up to 400,000 p/a	300,765
MAIP Transitional arrangements	Registration & Licensing, State Growth		Support for fee waiver.			3,300,000	2,298,622 Fee Waiver 2,356,244(Life of project)
Discretionary Activities Fund	Road Safety, State Growth					250,000	550
			Motorcycle Safety Demonstration Project: Lake Leake Highway			25 000	22,412

Funding

Road Safety Levy Overview

As at 31 March 2019

2018/19 Financial Year	
Opening balance as at 1 July 2018	\$12,317,549

Revenue 2018/19	Proposed	Actual (ytd)
Road safety levy collected	\$13,500,000	\$10,621,891
Funds available for distribution	\$10,900,000	\$8,021,891
Total funds available for distribution	\$23,217,549	\$20,339,440

Expenditure	Actual (ytd)
Roads and Roadsides	\$940,354
Policy and Projects	\$2,677,780
Total Expenditure	\$3,618,134

Balance	Forecast	Actual as of 31 March
Closing balance	\$19,599,415	\$16,721,306

Funding of Expenditure (2018/19)		
Remaining allocated funding		
Safe Roads and Roadsides	\$7,059,646	
Policy and Projects	\$3,906,194	
Total remaining allocated funding	\$10,965,840	

Remaining unallocated funding		
Safe Roads and Roadsides	\$0	
Policy and Projects	\$8,633,575	
Total remaining unallocated funding	\$8,633,575	

MAIB Funding

As at 31 March 2019

2018/19 Financial Year	Budget \$	Actual (ytd) \$	Balance \$
Expenditure (State Growth)			
Administration & Public Relations	336,716	188,626	148,090
Public Education	1,150,273	713,085	437,188
Research	146,085	61,050	85,035
Subtotal	1,633,074	962,761	670,313
Expenditure (Tasmania Police)			
Salaries	1,899,312	1,469,973	429,339
Operating Expenses	317,642	159,891	157,751
Equipment	558,827	220,148	338,679
Subtotal	2,775,781	1,850,012	925,769
Total	4,408,855	2,812,773	1,596,082

Includes Carried Forward of

\$333,439 (State Growth)

\$429,547 (Police)