

Fewer than 200 serious injuries and deaths
on our roads by 2026

Towards Zero Tasmanian Road Safety Strategy 2017–2026



Progress on meeting Towards Zero Strategy targets

The key interim target for the Towards Zero – Tasmanian Road Safety Strategy 2017-2026 (Towards Zero Strategy) is to reduce the number of annual serious injuries and deaths on Tasmanian roads to fewer than 200 by 2026. This is an ambitious target of 100 fewer serious casualties per year than for the period 2012-2016 (annual average) and will move us towards the long-term goal of zero serious casualties on Tasmanian roads.

Serious Casualties

The number of serious casualties in 2016 was 318, compared to 331 in 2015, a 3.9 per cent decrease. The 2016 figure of 318 is a 6.7 per cent increase on the five year serious casualty average of 298 (2011-2015).

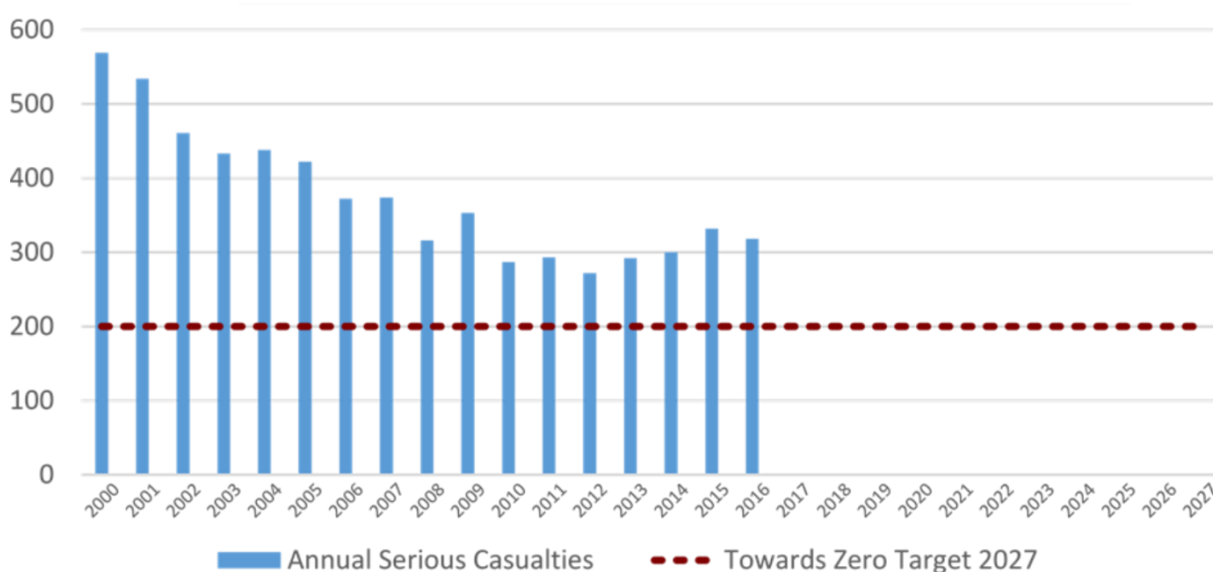
Fatalities

In 2016, there were 37 fatalities on Tasmanian roads which is four more than the 33 recorded in 2015. The figure of 37 fatalities in 2016 is an 18.6 per cent increase on the five year fatalities average of 31.2 (2011-2015).

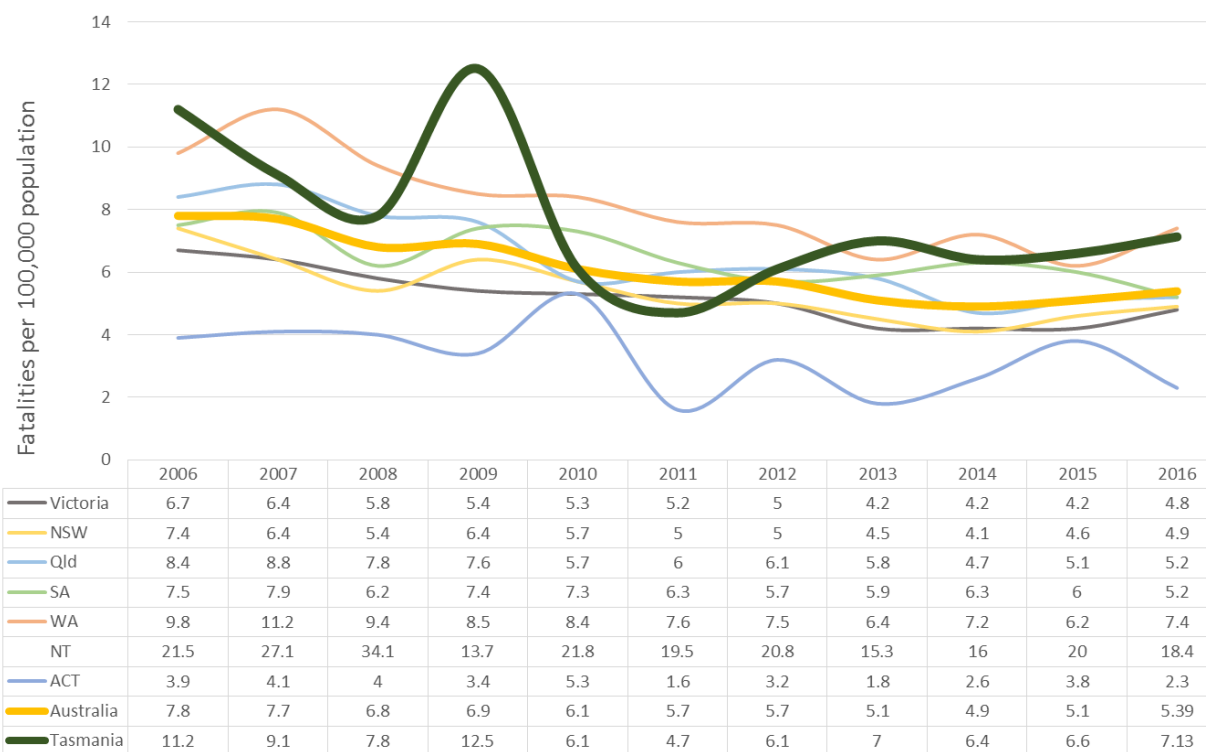
2017 YTD

There have been 90 serious casualties (5 fatalities and 85 serious injuries) to 31 March 2017, down 17 per cent on the same period last year of 108 serious casualties (11 fatalities and 97 serious injuries) and down 1.5 per cent on the five year average of 91.4 serious casualties.

Serious Casualties Tasmania – Annual Count and Towards Zero Target



Annual fatalities – Rate per 100,000 population



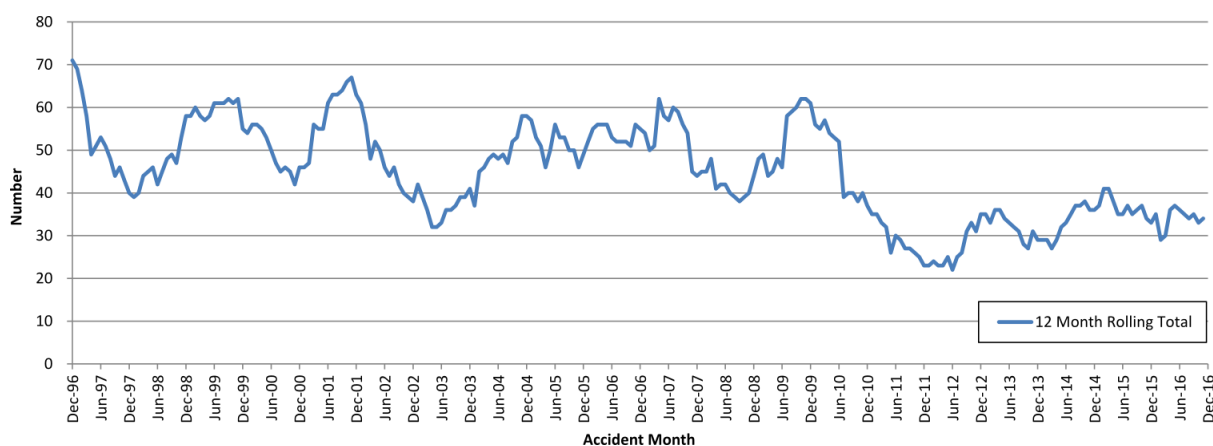
Note: NT omitted from chart for clarity purposes.

Progress on meeting MAIB targets

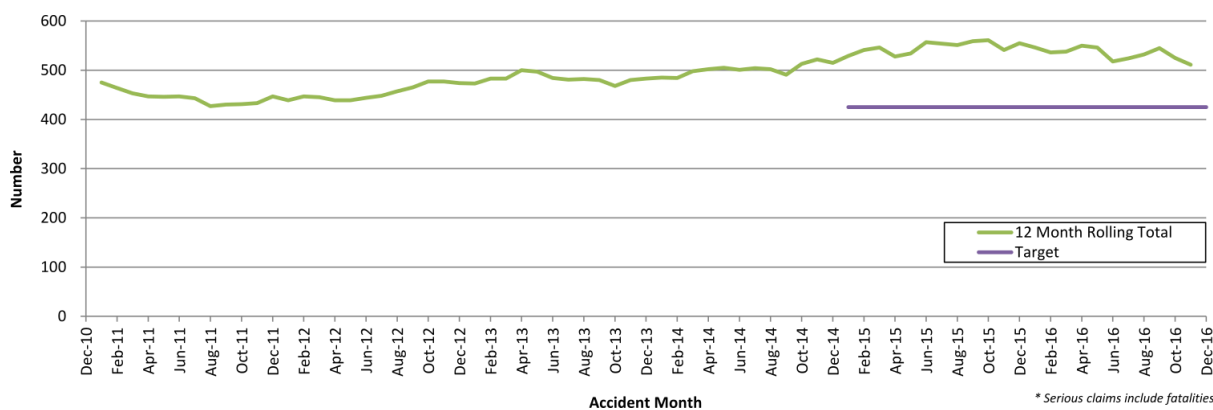
Motor Accidents Insurance Board (MAIB) injury statistics show the number of fatalities and the level of claims for serious injuries on our roads.

Various claim reduction targets are specified in the Memorandum of Understanding between the Department of State Growth (State Growth) and the MAIB. Progress against high level targets is shown below, expressed as 12 month moving totals.

Fatalities – 12 Month Rolling Total

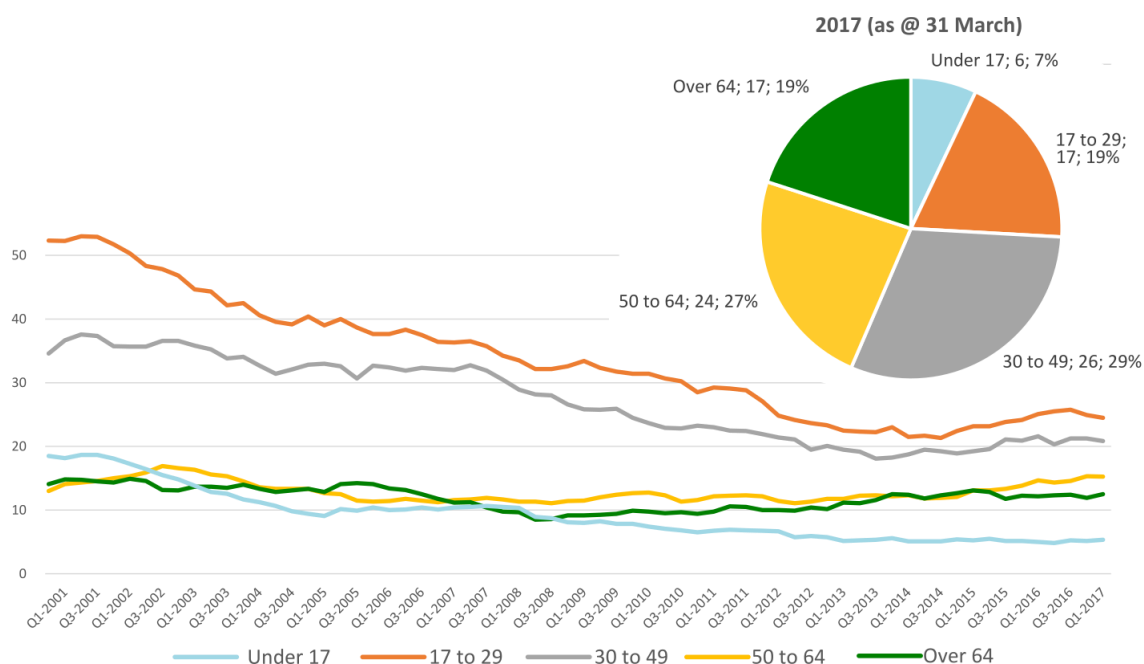


Total Serious Claims – 12 Month Rolling Total

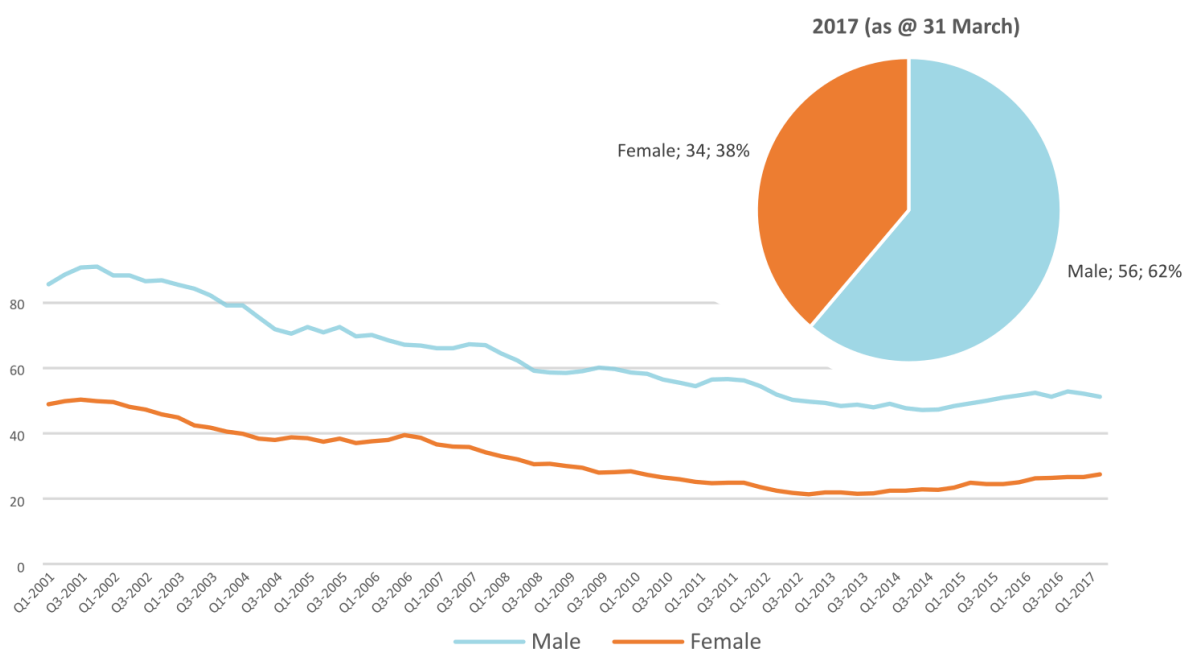


Statistics

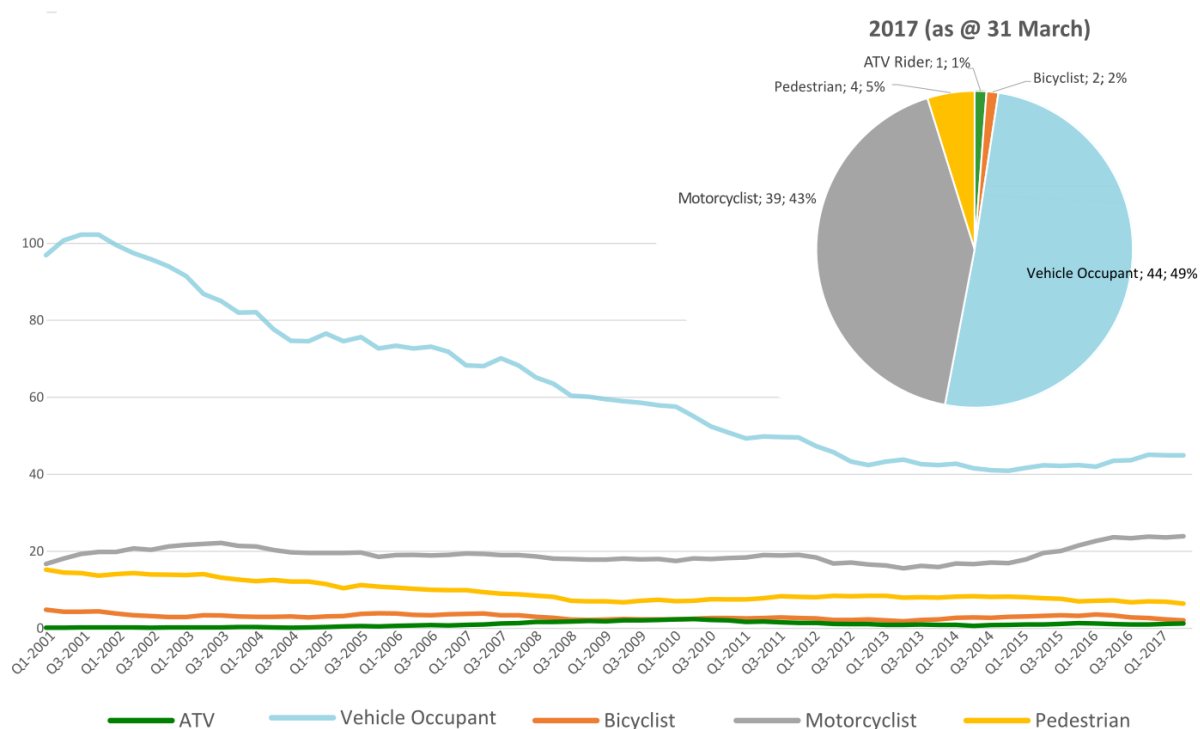
Serious Casualties by Quarter by Age Group – 12 Month moving average



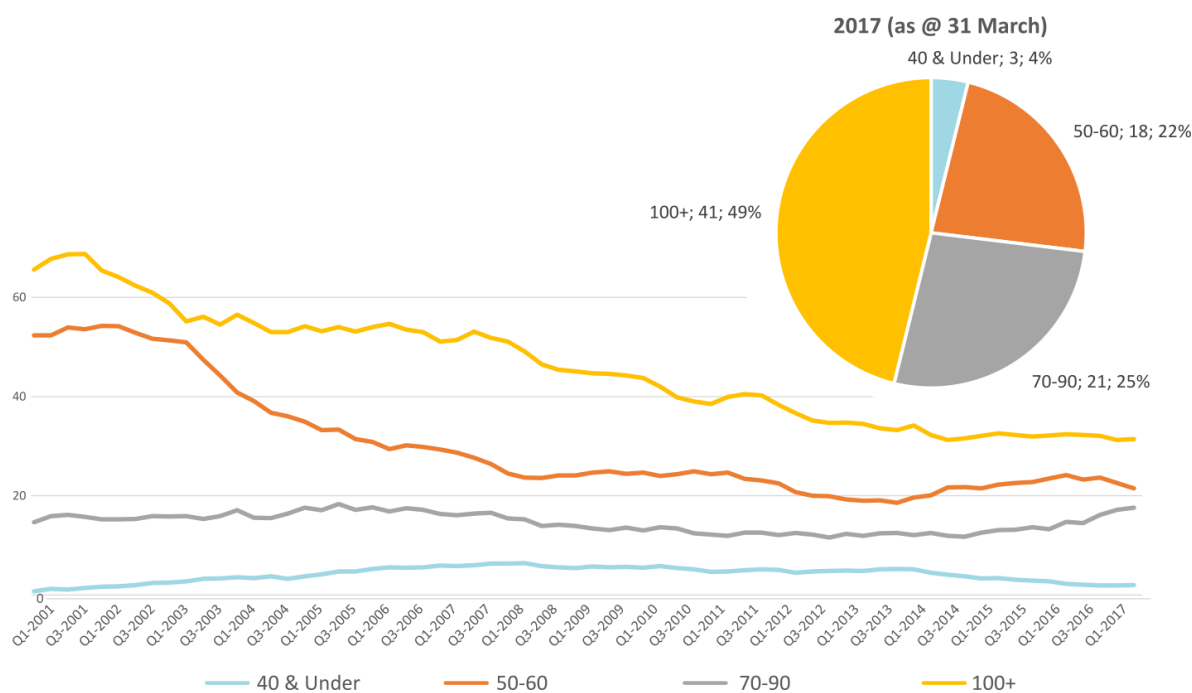
Serious Casualties by Quarter by Gender – 12 Month moving average



Serious Casualties by Quarter by Road User Type – 12 Month moving average

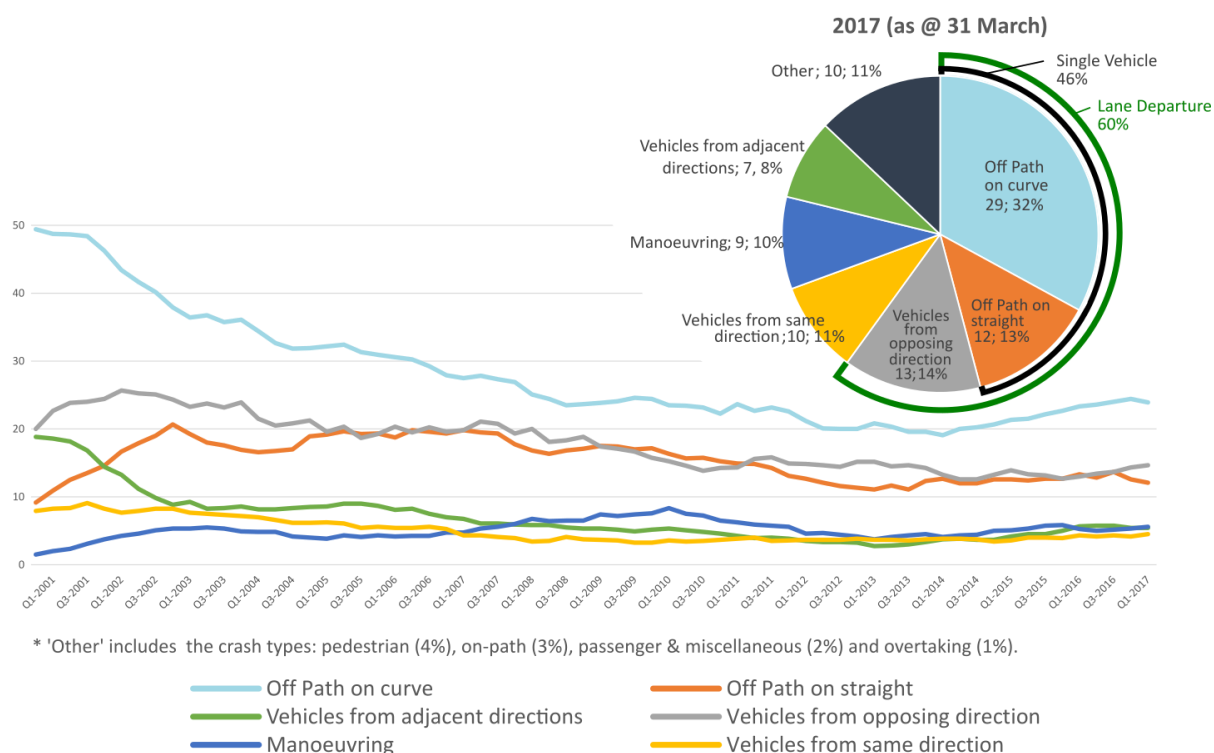


Serious Casualties by Quarter by Speed Zone – 12 Month moving average

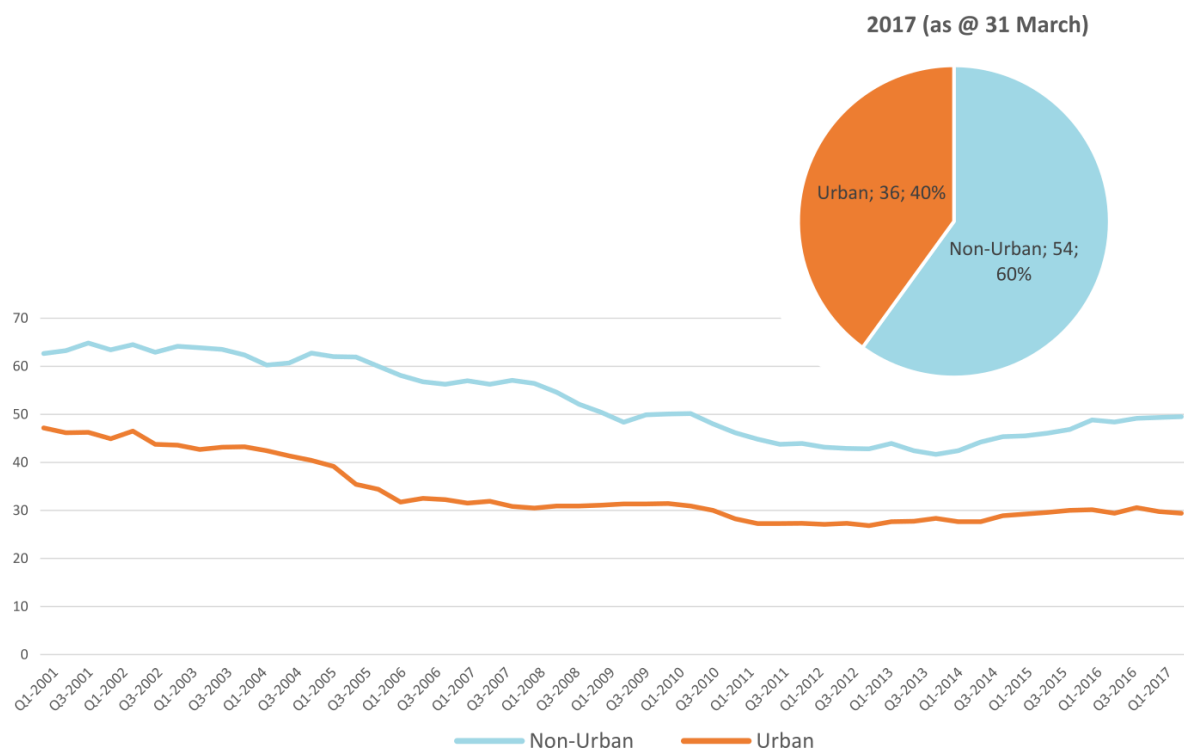


Pie chart excludes seven serious casualties where speed zone is recorded as 'not known'

Serious Casualties by Quarter by Crash Type (DCA) – 12 Month moving average



Serious Casualties by Quarter by Urban/Non-Urban – 12 Month moving average



Based on the Australian Bureau of Statistics' 'significant urban area' geographic definition.

Serious Casualty locations as @ 31 March 2017 (Black = Fatal, Red = Serious Injury)



Priority Actions 2017-2019



Safe Road Users

- Improve the Graduated Licensing System to reduce serious casualties for young road users (17-25 year olds).
- Introduce safety initiatives to reduce motorcyclist serious casualties.
- Promote safer road user behaviour through education and enforcement.



Safe Roads and Roadsides

- Reduce run-off-road and head-on crashes through improved infrastructure.
- Reduce the severity of intersection crashes through improved infrastructure treatments.
- Embrace safe system thinking in road design.
- Reduce serious casualties through improved delineation such as line marking.



Safe Vehicles

- Improve the star rating of Tasmania's vehicle fleet to include vehicles with better safety features.
- Increase the number of motorcycles with ABS.



Safe Speeds

- Introduce more appropriate speed limits to reduce serious casualties.
- Increase enforcement through technology to reduce speed related serious casualty crashes.

Progress on projects

Action Plan 2017-2019








Safe Road Users

Key

- on schedule, progressing well, low risk
- delayed, some issues identified, medium risk
- major delays/on hold, major issues, high risk
- not yet commenced


Project	Responsibility	Status	Milestones achieved	Milestones planned	Comments	Budget Life of project \$	Actual Life of project \$
Review of GLS for novice drivers	Road Safety, State Growth	●	Project planning and scoping Review of Tasmanian GLS against Australian GLS Policy Framework Analysis of crashes involving young drivers	Review current resources supporting the GLS and best practice in other jurisdictions and develop recommended changes to GLS in Tasmania Consultation regarding potential changes to the GLS		3,000,000	0
New motorcycle training and assessment program	Registration & Licensing, State Growth	●	Stage 1 of the Application for Services closed, successful applicants invited to submit an application for stage 2. Stage 2 closed on 21 February 2017. Evaluation Panel seeking further information to ensure conformity of proposed ranges.	Commence contract negotiations to commence in April to enable delivery of services. Range and Training location set up. Conduct Lead Assessor Training. Commence direct communication with those affected by the transitional arrangement. Commence delivery of new bridging course and pre-learner. Develop communication Strategy including training V Log.		Implementation Project 350,000 Transitional Arrangement 300,000 Balance for Communications 160,000	87,349

Project	Responsibility	Status	Milestones achieved	Milestones planned	Comments	Budget Life of project \$	Actual Life of project \$
Protective gear for motorcyclists	Road Safety, State Growth			Project scheduled to commence in May 2017. First planned communications activity is a short training video on protective gear to be included as part of the new Motorcycle Training Program.	Project budget and activities subject to approval at RSAC meeting of 16 May 2017.	75,000	0
Introduce rear-facing automated speed cameras	Tasmania Police						
Increased motorcycle-focused enforcement	Tasmania Police						
Promote safe behaviours through media campaigns	EESC, Road Safety, State Growth		Anti-distraction and inattention campaign launched 24 February 2017.	Anti-drink-driving campaign for men aged between 17 and 25, "Real Mates", to be updated. Anti-drink-driving television commercial "Nobody Cheers" to be updated. Road Safety Week second week of May.	Approved by EESC in January.	MAIB funding	
Increased enforcement of high-risk behaviours	Tasmania Police						






Safe Roads and Roadsides

Project	Responsibility	Status	Milestones achieved	Milestones planned	Comments	Budget Life of project \$	Actual Life of project \$
Flexible barrier installation program	State Roads, State Growth		.	Scoping and planning phase to identify suitable projects and locations underway. Identify sections of roads for treatment; scope and develop project plan.	RSAC to consider scoping of potential future projects at its 16 May meeting.	7.5 million	
Audi-tactile line marking program	State Roads, State Growth			Scoping and planning phase to identify suitable projects and locations underway. Identify sections of roads for treatment; scope and develop project plan.			
Shoulder sealing program	State Roads, State Growth			Scoping and planning phase to identify suitable projects and locations underway. Identify sections of roads for treatment; scope and develop project plan.			
Improved delineation on high risk roads	State Roads, State Growth			Scoping and planning phase to identify suitable projects and locations underway. Identify sections of roads for treatment; scope and develop project plan.			
Intersection treatment program	State Roads, State Growth			Scoping and planning phase to identify suitable projects and locations underway. Identify sections of roads for treatment; scope and develop project plan.			

Project	Responsibility	Status	Milestones achieved	Milestones planned	Comments	Budget Life of project \$	Actual Life of project \$
Safe system thinking in road design	Road Safety, State Growth		Safe System workshops held. Proforma strategy template prepared for local government.	Presentations to councils and stakeholders. Promotion of training courses.		300,000	0



Safe Vehicles

Project	Responsibility	Status	Milestones achieved	Milestones planned	Comments	Budget Life of project \$	Actual Life of project \$
Increase the number of motorcycles with ABS	Road Safety, State Growth						
Minimum safety specifications for all new passenger and light commercial vehicles in the Tasmanian Government fleet.	Road Safety, State Growth						
Promote vehicle fleet safety standards for commercial fleets	Road Safety, State Growth						



Safe Speeds




Project	Responsibility	Status	Milestones achieved	Milestones planned	Comments	Budget Life of project \$	Actual Life of project \$
Development of speed limit setting guidelines	Road Safety, State Growth	<input type="radio"/>					
Assessment of speed limits on 100km/h roads	Road Safety, State Roads, State Growth	<input type="radio"/>					
Review of point to point speed cameras on high risk rural roads	Tasmania Police	<input type="radio"/>					
Increased fixed speed cameras in urban areas	Tasmania Police	<input type="radio"/>					

Road Safety Work Program





Safe Road Users







Project	Responsibility	Status	Milestones achieved	Milestones planned	Comments	Budget Life of project \$	Actual Life of project \$
MAIP Review	Road Safety, State Growth		Draft MAIP Report completed	Sign-off by MAIP Review Steering Committee Sign-off by Minister Release of report	Awaiting final approval of MAIP Review Report by project Steering Committee.	State Growth funded	50,222
Distance makes the Difference campaign Stage 1	Road Safety, State Growth		Campaign delivered.	Complete.	Bus backs continue to end of 2016/17 financial year.	350,000	368,166
Distance makes the Difference campaign Stage 2	Road Safety, State Growth			A request for quote process relating to the next phase of activity is currently underway.	Awaiting report on last round of activity. Initial reports are very positive.	400,000	0
Review of minimum passing distance legislation	Road Safety, State Growth		Review has been successfully completed.	Planning of implementation of minimum passing distance laws in Tasmania.	In November 2016 the Minister for Infrastructure announced that the laws will be introduced in Tasmania.		
Tourist road safety campaign – Stage 1	Road Safety, State Growth		Complete.			150,000	132,547
Tourist road safety campaign – Stage 2	Road Safety, State Growth			Planning of next phase (includes seasonal workers, international students and interstate motorcyclists).	Collateral continues to be distributed. Currently consulting with stakeholders, reviewing activity to date and planning next phase.	100,000	0
Community Road Safety Grants Program	Road Safety, State Growth			The next round of funding will open in July 2017 to deliver program funding for the 2018 calendar year	Report of first funding round is being prepared for RSAC's August meeting.	200,000 p/a	191,565

Project	Responsibility	Status	Milestones achieved	Milestones planned	Comments	Budget Life of project \$	Actual Life of project \$
Learner Driver Mentor Program and Driver Mentoring Tasmania	Road Safety, State Growth		Applications for funding are currently open and will officially close on 28 April 2017.	Funding will be available to programs in the next financial year (2017-18).		500,000 p/a	1,846,102
Learner Driver Mentor Program evaluation	Road Safety, State Growth			Internal stakeholder consultation has commenced. A presentation for potential evaluators is planned for early June 2017.		50,000	0
RYDA program	Road Safety, State Growth			Funding will be available to the program in the next financial year (2017-18).	Final year of funding under the current election commitment (2017-18).	75,000	229,250



Safe Roads and Roadsides

Project	Responsibility	Status	Milestones achieved	Milestones planned	Comments	Budget Life of project \$	Actual Life of project \$
Pedestrian safety package – Stage 1: Pedestrian Countdown Timers (PCTs) Trial	State Roads, State Growth		In conjunction with councils, trial sites selected – three in Launceston and three in Hobart.	With UTAS, develop methodology for monitoring and evaluating trial. PCTs to be installed July 2017.		70,000	0
Pedestrian safety package – Stage 2	State Roads State Growth					430,000	0

Project	Responsibility	Status	Milestones achieved	Milestones planned	Comments	Budget Life of project \$	Actual Life of project \$
Motorcycle safety package – infrastructure safety improvements	State Roads, State Growth		Scoping and planning to engage a motorcycle safety specialist to review popular motorcycle touring routes.	Engage safety specialist next quarter.		300,000	86,788
Vulnerable Road User Program	State Roads, State Growth		Projects in Round 4 progressing well.	Majority of projects completed next quarter.		2,500,000	1,586,894
Esk Main Road shoulder sealing, edge lining and safety improvements	State Roads, State Growth		Final line marking with audible centre lines completed on section from Midland Hwy to Stynes Creek Bridge. Shoulder sealing completed on Stynes Creek to St Pauls Bridge section.	Safety barrier on small section near rail crossing to be installed next quarter. Final seal and line marking to be done 2017-18 construction season.		5,860,000	4,554,160
Lyell Highway, south of Hamilton shoulder sealing	State Roads, State Growth		Shoulder sealing completed.	Safety barrier installation; final seal and line marking (2017-18 season).	\$1.9m allocated to Esk Main Road, Cove Hill Road and Lyell Highway; savings from two projects allowed higher allocation to Lyell.	400,000 (revised to 1,272,000)	841,416
Midland Highway Safety Improvements	State Roads, State Growth		Projects progressing on the 10 year infrastructure upgrade.	Continuation of projects.		20,000,000	10,341,331
Fixed Speed Camera Signage	State Roads, State Growth		All gateway signs installed.	Project completed.		50,000	27,349



Safe Vehicles

Project	Responsibility	Status	Milestones achieved	Milestones planned	Comments	Budget Life of project \$	Actual Life of project \$
ANCAP support	Road Safety, State Growth		2016/17 payment	2017/18 payment		12,000 p/a	75,928




Safe Speeds

N/A. There are no current Safe Speed projects under the Road Safety Work Program.

Other

Project	Responsibility	Status	Milestones achieved	Milestones planned	Comments	Budget Life of project \$	Actual Life of project \$
Development of the Towards Zero Strategy	Road Safety, State Growth		Strategy, Action Plan and Work Program complete and launched.		To be removed at end of financial year.	400,000	326,505
RSAC and Towards Zero Strategy support	Road Safety, State Growth		Funding for Manager RSAC Secretariat, Senior Project Officer TEB, Chair and Expert sitting fees and operation of RSAC.			Up to 400,000 p/a	3,866,307 YTD= 229,679
MAIP Transitional arrangements	Registration & Licensing, State Growth					300,000 2016/17	2,108,069
Lane filtering for motorcyclists	Road Safety, State Growth					TBC	

Project	Responsibility	Status	Items funded	Budget 2016/17 \$	Actual 2016/17 \$
Discretionary Activities Fund	Road Safety, State Growth		Redevelopment of RSAC Website	250,000	11,119
			AGFEST ANCAP Display		268
			Safe System Infrastructure Workshop		11,643
					23,030

Funding

Road Safety Levy Overview

As at 31 March 2017

2016/17 Financial Year	Proposed budget \$	Actual (ytd) \$
Opening balance (as at 1 July 2016)		16,787,282

Revenue 2016/17		
Road safety levy collected	13,100,000	9,953,041
Funds available for distribution	10,500,000	7,353,041
Total funds available for distribution	27,287,282	24,140,323

Expenditure	
Roads and Roadsides	6,876,079
Policy and Projects	1,784,067
Total Expenditure	8,660,146
Balance	15,480,177

Allocated funding	
Safe Roads and Roadsides	2,777,815
Policy and Projects	6,087,933
Total allocated funding	8,865,748

Unallocated funding	
Safe Roads and Roadsides	4,600,000
Policy and Projects	2,014,429
Unallocated funding balance	6,614,429

MAIB Funding

As at 31 March 2017

2016/17 Financial Year	Budget \$	Actual (ytd) \$	Balance \$
Expenditure (State Growth)			
Administration & Public Relations	267,617	214,576	53,041
Public Education	946,257	778,956	167,301
Research	62,324	42,600	19,724
Subtotal	1,276,198	1,036,132	240,066
Expenditure (Tasmania Police)			
Salaries	1,821,461	1,296,334	525,127
Operating Expenses	186,000	110,325	75,675
Equipment	616,072	160,044	456,028
Subtotal	2,623,533	1,566,702	1,056,831
Total	3,899,731	2,602,834	1,296,897

